











First Grade Unit 2 Exhibit Night Project Plan

Topic	Display Description	Location	Assignments
<p>World Continents</p>  	<p>-Backdrop- dark blue butcher paper, globe border</p> <p>-Main Title- Globe Treking (white or yellow lettering)</p> <p>-<u>Large Interactive World Map</u>- (Horizontal bulletin board) Map of the world, painted by students, decorated with small pictures to show highlights from each continent. Guests can label each of the continents and the oceans.</p> <p>-<u>Postcards and Passports</u>- (Vertical bulletin boards) Flip-up folders with passport pictures of the students on the outside and a postcard written by the student on the inside. (half sheets)</p>	<p>Bulletin boards to the right of the Media Center</p>	<p><u>Backdrop</u>- 1st grade assts. Paper should be up on the walls by TBD</p> <p><u>Lettering</u>- 1st grade teachers Printed heading should be laminated and placed on walls by- TBD</p> <p><u>Large World Map</u>- Silveri Newbold- interactive arrows</p> <p><u>Postcards and Passports</u>- 1st Grade Classes</p> <p><u>Quotes</u>- Maps definition, Continents explanation, Oceans explanation</p>
<p>Animal Habitats</p> 	<p>-Backdrop- red butcher paper, animal border</p> <p>-Main Title- Animal Habitats Animals need air, water, food, and shelter.</p> <p>-<u>Habitat Murals</u>-(Horizontal bulletin board and wall) Six circular murals painted by students with one student created clay animal model featured on a platform in front of the habitat scene.</p> <p>-Habitat murals will include:</p> <ul style="list-style-type: none"> • Mountains • Desert • Cold Water Ocean • Warm Water Ocean • Plains • Rainforest <p>-Subtitle-How do animals use adaptations to survive in the (Habitat Name)? (whole sheet, placed above each mural)</p> <p>-4 Flip up book quotes for each mural- (half sheets, placed between murals)</p>	<p>Wall to the right of Newbold's room</p>	<p><u>Backdrop</u>- 1st grade assts. Paper should be up on the walls by TBD Thurs. Dec. 11th</p> <p><u>Lettering</u>- 1st grade teachers Printed heading should be laminated and placed on walls by- TBD</p> <p><u>Habitat Murals/ Quotes</u>- Mountains- Silveri Warm Ocean- Silveri Desert- Newbold Plains-Newbold Cold Ocean/ Arctic- Stark Rainforest- Stark</p>

	<ul style="list-style-type: none"> • "I can describe a _____ habitat" on the outside, description of the habitat on the inside. • "Did you know?" on the outside, Interesting fact on the inside. • "Check out our creature feature" on the outside, description of animal adaptations on the inside. (2) 		
<h2 style="text-align: center;">Plant Habitats</h2> <div style="display: flex; justify-content: space-around; margin-top: 10px;"> <div style="text-align: center;">  <p>Desert</p> </div> <div style="text-align: center;">  <p>Conifer</p> </div> </div> <div style="display: flex; justify-content: space-around; margin-top: 5px;"> <div style="text-align: center;">  <p>Tropical Rain Forest</p> </div> <div style="text-align: center;">  <p>Temperate Rain Forest</p> </div> </div> 	<p>-Backdrop- red butcher paper, plant border</p> <p>-Main Title- Plant Habitats Plants need water, nutrients, sunlight, and air.</p> <p>-Habitat Murals-(Horizontal bulletin board)-Three circular murals painted by students with one student created clay plant model featured on a platform in front of the habitat scene.</p> <p>-Habitat murals will include:</p> <ul style="list-style-type: none"> • Mountains (Evergreens) • Desert (Cactus) • Rainforest (Carnivorous) <p>-Subtitle-How do plants use adaptations to survive in the (Habitat Name)? (whole sheet placed above each mural)</p> <p>-2 Flip up book quotes for each mural- (half sheets, placed between murals)</p> <ul style="list-style-type: none"> • "Power Plant" on the outside, facts about specific plant on display inside • "Did you know?" on the outside, Interesting facts about plants in that habitat on the inside. <p>-Plant Parts and Function Interactive Display-(Vertical bulletin board)-Large student made plant with four parts of the plant clearly defined. Guests will be able to label the parts of the plant and the functions.</p>	<h3>Wall to the far left of the Media Center</h3>	<p><u>Backdrop</u>- 1st grade assts. Paper should be up on the walls by TBD</p> <p><u>Lettering</u>- 1st grade teachers Printed heading should be laminated and placed on walls by- TBD</p> <p><u>Habitat Murals/ Quotes</u>- Mountains- Silveri Desert- Newbold Rainforest- Stark</p> <p><u>Plant Parts and Function Interactive Display</u>- Stark</p>
<h2>Save Our</h2>	<p>Backdrop- green butcher paper,</p>	<h2>Wall between</h2>	<p><u>Backdrop</u>- 1st grade assts.</p>

<p>Wondrous World</p> 	<p>children/ world border</p> <p>-Main Title-"If Kids Ran the World...We would Save Our Wondrous World"</p> <p>-<u>Saving Our Wondrous World Display</u>- Various student made posters about problems facing our natural habitats including- deforestation, pollution in the ocean, oil spills, endangered animals- polar bears, blue whales, elephants, tigers, etc.</p> <p>-Collection cans</p>	<p>the Computer Lab and Media Center</p>	<p>Paper should be up on the walls by TBD</p> <p><u>Lettering</u>- 1st grade teachers Printed heading should be laminated and placed on walls by- TBD</p> <p><u>Saving Our Wondrous World Display</u>- 1st grade teachers</p>
<p>Other</p> 	<p>-“A Our Wondrous World” banner (hanging in the hallway just before the continent wall display)</p> <p>-<u>Student Travel Journals</u>- Displayed on one Exhibit podium and in first grade classrooms</p> <p>-<u>Student All About Books</u>- Displayed on one Exhibit podium and in first grade classrooms.</p> <p>-<u>3D Animal Clay Models</u>- Displayed in First Grade Classrooms beside All About Books</p>	<p>First Grade Hallway</p> <p>First Grade Classrooms</p>	<p><u>Hallway Banner</u>- Silveri’s Class- should be completed by Tues. Dec. 16th and hung by assistants on Wed. Oct. 17th.</p> <p><u>Travel Journals</u>- 1st grade team- Parent Volunteers to come in on Tues. Dec. 16th to help students modge podge covers from 12:15-1:00, students finish all inside work by Thurs. Dec. 17th, print labels for covers by Wed. Dec. 17th.</p> <p><u>All About Books</u>- 1st grade teachers, Parent Volunteers to come in on Mon. Dec. 15th to help students paint the cover of the books using water colors from 12:15-1:00, Parent Volunteers to come in on Wed. Dec. 17th to help students modge podge covers from 12:15-1:00.</p> <p><u>3D Animal Clay Models</u>- Kingsbury, Parents to come in during art classes the week of Dec. 8th to help students paint animal models</p>