




First Grade Unit 3 Exhibit Night Project Plan

Topic	Display Description	Location	Assignments
<p>Process Wall</p> 	<p>-Backdrop- red, white, blue butcher paper on horizontal board, blue butcher paper on vertical board, white stars used for decoration</p> <p>-Main Title- Bringing History to Life (black lettering)</p> <p>-<u>Process Wall Highlighting Wax Museum Process</u>- (Horizontal and vertical bulletin boards) Photographs of students in their Wax Museum costumes, student drawings of costume renderings, student written monologues</p>	<p>Bulletin boards to the right of the Media Center</p>	<p><u>Backdrop</u>- 1st grade assts. Paper should be up on the walls by Friday, March 6th.</p> <p><u>Lettering</u>- 1st grade teachers Printed heading should be laminated and placed on walls by Friday, March 6th.</p> <p><u>Photographs</u>- Elaine or parent volunteers can come in to photograph students in their costumes on Thursday March 5th and/ or Friday, March 6th. Photographs should be back to school by Tuesday, March 10th to be placed on the bulletin board.</p> <p><u>Quotes</u>- What students thought or felt about the process (2-3 per class)</p>
<p>American Heroes Portraits</p>  	<p>-Backdrop- red, white, blue butcher paper on the horizontal board. Red butcher paper on the vertical boards.</p> <p>-Main Title- American Heroes (black lettering)</p> <p><u>American Heroes Portraits</u>- Student created portraits of Historical Figures created in art.</p>	<p>Bulletin boards to the left of the Newbold's Room</p>	<p><u>Backdrop</u>- 1st grade assts. Paper should be up on the walls by Friday, March 6th.</p> <p><u>Lettering</u>- 1st grade teachers Printed heading should be laminated and placed on walls by Friday, March 6th</p> <p><u>Portraits</u>- Check in with Jean about the completion of this project, framing, and labels.</p> <p>Hang portraits on Tues or Wed. March 10th or 11th.</p>
<p>American Historical</p>	<p>-Backdrop- red, white, blue butcher paper</p>	<p>Wall to the right of</p>	<p><u>Backdrop</u>- 1st grade assts. Paper should be up on the walls by Wednesday</p>

Timeline



-Main Title- American Historical Timeline (black lettering)

-Interactive Historical Timeline- (Horizontal bulletin board and wall) Timeline of historical figures featuring student created portraits, labeled with years, figure name, and character trait. Guests will match contributions with historical figure.

Newbold's room

March 4th.

Lettering- 1st grade teachers Printed heading should be laminated and placed on walls by Friday, March 6th.

Timeline- First grade teachers will use ribbon to make timeline line, die cut years. First grade students should write historical figures' names and character traits. First grade teachers will print and laminate contribution cards. Ribbon and years to be put up on Monday, March 9th. Students should have nametags and character traits made by Monday, March 9th (afternoon).

Quotes- Teachers should take 2 students quotes for each historical figure by Thursday, March 5th and email to Elaine. Elaine to print quotes.

Task Assignments for quotes and timeline wall

BF-Newbold
TJ-Silveri
LC-Stark
SG-Newbold
HT-Silveri
TR-Stark
GWC-Newbold

American Folktales



-Backdrop- red, white, blue butcher paper covering the horizontal and vertical bulletin boards to make a large square surface.

-Main Title- American Folktales (black lettering)

-American Folktales-(Horizontal bulletin board)-Student created folktale puppets with quotes about who each character is, pictures of




Wall to the far left of the Media Center

Backdrop- 1st grade assts. Paper should be up on the walls by Friday, March 6th.

Lettering- 1st grade teachers Printed heading should be laminated and placed on walls by Friday, March 6th.

Puppets- Students will

	<p>students creating puppets and quotes explaining the process.</p>		<p>create puppets in a Puppetry Arts workshop on Friday, March 6th. Teachers will put puppets on walls on Monday, March 9th. Teachers will print folktale character names and laminate by Monday, March 9th.</p> <p><u>Process Pictures-</u> Teachers should take pictures during workshop on Friday, March 6th and have them printed by Monday, March 9th.</p> <p><u>Quotes-</u> Teachers should take students quotes during and following the puppetry workshop. Teachers should email quotes to Elaine by Monday, March 9th. Elaine to print quotes for the display.</p> <p>Appleseed- Silveri Bunyan-Stark Crockett-Newbold Henry-Silveri Oakley-Stark</p>
<p>Living Wax Museum</p>  	<p><u>-Live Wax Museum and Mini-musical-</u>Students will perform their monologues and musical. First session Ms. Newbold's Class and half of Mrs. Stark Class 5:15-5:30, Musical Interlude all first graders 5:30-5:45, Second Session Ms. Silveri's Class and second half of Ms. Stark's Class 5:45-6:00</p>	<p>TMS Gym</p>	<p><u>Decorations-</u> Red, White, Blue Balloons (Teachers will order by Mon. March 9th, parent volunteers needed to pick up from Party City and deliver them to school before Exhibit Night on Thurs. March 12th by 1:30pm.)</p> <p><u>Monologues-</u> Students will have monologues written by Friday, March 6th and take them home to begin practicing.</p> <p><u>Musical-</u> Connect with Ms. Bane to set practice times the week of March 9th-12th.</p> <p><u>Name Tags/ Schedule-</u></p>

			<p>Parent Volunteers needed to help with making 60 white construction paper stars, labeled with character names, laminated, and safety pins taped to the back. Wax Museum schedule to be sent home with students by Friday, March 6th or Monday, March 9th.</p>
<p>Other</p>  	<p>-“America the Beautiful” banner (hanging in the hallway just before the process wall display)</p> <p>-<u>Student Travel Journals</u>- Displayed on Exhibit podiums and in first grade classrooms (Ask Elaine to reserve these)</p>	<p>First Grade Hallway</p>	<p><u>Hallway Banner</u>- Stark’s Class- should be completed by Tues. March 10th and hung by assistants on Wed. March 11th.</p> <p><u>Travel Journals</u>- 1st grade team- Parent Volunteers to come in on Mon. March 9th to draw lines on travel journals, Parent Volunteers to come in on Tues. March 10th to help students paint travel journals Teachers to print out travel journal labels</p>