




Money on the Move Exhibit Night Project Plan

Topic	Display Description	Location	Assignments
<p data-bbox="126 226 321 323">Student Made City</p>  	<p data-bbox="386 226 786 289">-Backdrop- green with black roads</p> <p data-bbox="386 331 753 365">-Main Title- " _____ " City</p> <p data-bbox="386 407 841 646">-<u>Business in a Box Display</u>- (Horizontal and vertical bulletin boards) This display will feature student created Businesses in a Box highlighting mock stores that sell goods and provide services.</p> <p data-bbox="386 718 818 886"><u>To Do:</u> Students will need to make construction paper houses, schools, traffic lights, trees, etc to add to the city display.</p>		<p data-bbox="1192 226 1338 260"><u>Backdrop-</u></p> <p data-bbox="1192 302 1338 336"><u>Lettering-</u></p> <p data-bbox="1192 373 1516 541"><u>Businesses-</u> Teachers will select quality businesses to display on the wall and construct the wall</p> <p data-bbox="1192 583 1516 898"><u>Quotes-</u> 1 main quote to describe the unit display, 5 smaller quotes to define goods/services, consumers/producers, needs/wants, saving/spending, and scarcity/budget.</p>
<p data-bbox="142 1543 305 1640">Student Market</p> 	<p data-bbox="386 1543 834 1577">-Main Title- " _____ " Market</p> <p data-bbox="386 1619 834 1955">-<u>Interactive Shopping Experience</u>- Consumers will have the opportunity to use the currency that they withdrew from the bank to purchase goods in the Market. Students will serve as producers as they sell their goods to patrons. Other students will serve as cashiers.</p>		<p data-bbox="1192 1543 1338 1577"><u>Lettering-</u></p> <p data-bbox="1192 1619 1370 1652"><u>Marketplace-</u></p>

	<u>Businesses will include:</u>		
Explorer Commercials	<p>-Main Title- Let us Persuade You!</p> <p>-<u>Commercial Viewing Room</u>- Guests will view student recorded commercials for their Business Projects.</p> <p><u>To Do:</u> Create a sign to post on the door about entering quietly. Create a sign displaying the commercial order.</p>		<p><u>Lettering-</u></p> <p><u>Commercials-</u></p>
Travel Journal Room	<p>-<u>Travel Journal Display</u>-Guests will be able to view student travel journals and additional student generated businesses that did not get featured on the hallway display.</p>		<p><u>Travel Journals:</u> Students will cover travel journals. Teachers will set up display.</p> <p>Additional businesses will be placed in this classroom as well.</p>
Other	<p>-"Money on the Move" banner (hanging in the hallway just before the City wall display)</p>	First Grade Hallway	<u>Hallway Banner-</u>